
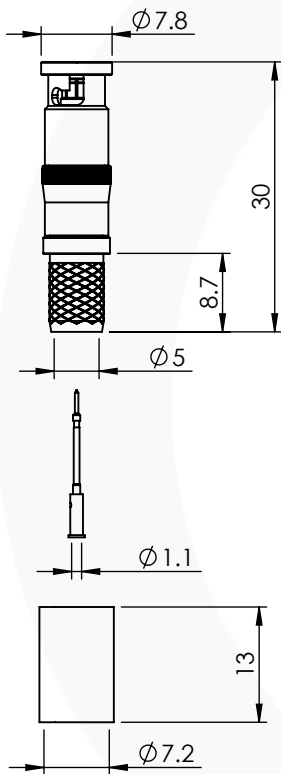


MICRO BNC STRAIGHT CRIMP / CRIMP PLUG 67-005-B66-FC



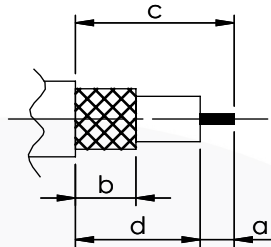
images for illustration purposes only



Suitable for Cables:

(FC) Belden 1694A, Belden 1694F, Draka 1.0/4.8 A/F, Bryant BD SD11, Image 1000, Condufil 13653, Percon VK7, VK77

Stripping Dimensions



- a = 4.0 mm
- b = 8.0 mm
- c = 16.0 mm
- d = 12.0 mm

* CUT FOIL TO DIM. "b"

Assembly Procedure: AP001

Tooling

Centre Contact: SQ 1.07mm A/F Tool No: 96-HTS-77

Crimp Sleeve: Hex 7.06mm A/F Tool No: 96-HTS-77

Alignment Tool: Not Applicable Extraction: 96-1137

Environmental Specification

Operating Temp: -55 to +155 Deg C.

IP Rating (Mated): IP 64

Electrical Specification

Impedance: 75 Ohm

Frequency: 0-12 GHz

Dielectric W/V: 1000 Veff

Insulation res: 10000 M-Ohm

Mechanical Specification

Contact Retention: 10 N min

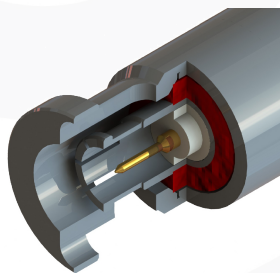
Cable Retention: 150 N min

Mating cycles: 500

Weight: 6.21 g

Connector Interface

image for illustration purposes only



7	SPRING	SS	N/A
6	COUPLING NUT	BRASS	NICKEL
5	GASKET	SILICONE	N/A
4	CRIMP SLEEVE	BRASS	NICKEL
3	INSULATOR	PTFE	N/A
2	CENTRE CONTACT	BeCu	GOLD
1	BODY	BRASS	NICKEL
ITEM	DESCRIPTION	MATERIAL	PLATING

A4	SHEET 1 OF 1		DIMENSIONS ARE IN MILLIMETRES		
REVISION :	C00		NAME	SIGNATURE	DATE
ISSUE :	2		DRAWN	GE	01/07/2014
			CHK'D	IG	01/08/2014
6-8 COLNE ROAD, TWICKENHAM, MIDDLESEX. TW1 4JR		APPV'D			THE INFORMATION IS GIVEN AS AN INDICATION ONLY AND IS SUBJECT TO CHANGE WITHOUT NOTICE. IN THE CONTINUAL GOAL TO IMPROVE OUR PRODUCTS, WE RESERVE THE RIGHT TO MAKE ANY MODIFICATIONS NECESSARY WITHOUT PRIOR NOTICE.

